

A

000563

50

C



66 4

2018 7 12



30

		2017	9	30	3,090,491,732
10	3				927,147,519
	1				

1

1

2

3

/

2

2018 6 26

2.6 /

70%

2013 11 30

3

< >

1 16

2017 2 13 2017
2017

2017 -2019

2017 -2019

30%

1

6.7% 10% 2016

2015 2016 2017

GDP

2

2016

SHAANXI INTERNATIONAL TRUST CO.,LTD.

A

000563

309,049.1732

50 C

50 C

710075

sgtdm@siti.com.cn

029-81870262

029-88851989

1

2017 6 26

2017 7 4

2017 199

2017 7 12

2017

2017 8 30

[2017]44

5%

5

2017 11 7

2017



2017 9 30 3,090,491,732
10 3 927,147,519
1

5
1

2 /

2018 6 26

6 2.6 /

2018 7 16

7

8

9

30



1

2

3

4

5

10

11

12

END

--	--

R-2	2018 7 12		
R-1	2018 7 13		
R	2018 7 16		
R+1 R+5	2018 7 17 2018 7 23		
R+6	2018 7 24		
R+7	2018 7 25		

A

50

C

710075

029-81870262

029-88851989

66 4

2

B E

010-85156316

010-65185227

7

A 40

010-58785588

010-58785599

(

25

3

029-88275930

029-88275912

(

8

A 8

029-63358888-3101

029-62960016

2012

0755-82083333

0755-82083667

1093

18

0755-25938000

0755-25988122

0200080719027304381

2017 12 31

3,090,491,732

A

228,628,098

					%
1			1,068,628,098	228,628,098	34.58
2			659,335,152	-	21.33
3			65,674,362	-	2.13
4			51,544,008	-	1.67
5			40,053,600	-	1.30
6			26,419,018	-	0.85
7	-	-	25,731,112	-	0.83
	333				
8			21,290,000	-	0.69
9	-	1	10,559,000	-	0.34
10			10,426,760	-	0.34

2015 2016

2016 0405

2017

0392

2017

XYZH/2018XAA20108

2007 3 1

2011

1

	2017 12 31	2016 12 31	2015 12 31
	318,467,833.40	675,296,574.26	2,173,697,442.81
	369,547,960.79	228,322,005.88	516,109,411.00
	138,000,000.00	350,784,000.00	200,000,000.00
	2,016,666.67	3,801,819.44	4,335,151.76
	441,225,733.58	390,715,452.84	262,635,462.62
	500,000,000.00	714,000,000.00	-
	1,769,258,194.44	2,362,919,852.42	3,156,777,468.19
	1,000,000,000.00	1,711,500,000.00	1,541,500,000.00

	2017 12 31	2016 12 31	2015 12 31
	3,950,719,078.88	4,042,448,193.63	2,150,871,731.84
	2,197,826,586.22	972,212,070.90	1,617,706,873.66
	2,706,394.31	-	-
	75,589,020.15	79,972,298.97	82,259,376.82
	6,085,346.94	2,128,748.25	1,280,481.25
	-	-	376,881.86
	346,429,293.93	228,982,829.78	178,376,419.58
	99,597,976.15	104,502,892.75	14,708,770.04
	7,678,953,696.58		

	2017 12 31	2016 12 31	2015 12 31
	9,448,211,891.02	9,504,666,886.70	8,743,858,003.24

2

	2017	2016	2015
--	------	------	------



	2017	2016	2015
	-	-	300,000,000.00
	-95,967,967.72	287,929,399.44	-
	1,173,815,703.44	808,925,743.36	681,728,631.25
	212,784,000.00	-	162,200,000.00
	-	-	150,000,000.00
	-	3,160,849.00	3,516,740.90
	39,462,173.29	96,963,163.67	47,700,287.39
	1,116,093,909.01	1,196,979,155.47	1,345,145,659.54
	-	-	461,338,749.83
	-723,000,000.00	170,000,000.00	-
	-214,000,000.00	86,000,000.00	-
	60,709,141.81	10,950,561.70	9,821,046.45
	-	15,012,547.78	13,742,194.38
	-	150,784,000.00	-

	2017	2016	2015
	3,737,840,292.82	5,562,746,699.90	3,773,718,410.59
	6,065,239.11	8,562,135.21	5,338,208.57

4

1 2017

	3,090,491,732.00	2,744,130,845.69	-92,653,324.94	118,025,851.43	248,029,795.23	126,278,121.85	1,494,057,583.71	7,728,360,604.97
	-	-	-	-	-	-	-	-
	-	-	-	-	-	-	-	-
	-	-	-	-	-	-	-	-
	3,090,491,732.00	2,744,130,845.69	-92,653,324.94	118,025,851.43	248,029,795.23	126,278,121.85	1,494,057,583.71	7,728,360,604.97
-	-	-	-87,657,690.70	17,611,825.34	35,223,650.69	14,072,462.03	223,518,734.18	202,768,981.54
	-	-	-87,657,690.70	-	-	-	352,236,506.88	264,578,816.18
	-	-	-	-	-	-	-	-
1.	-	-	-	-	-	-	-	-
2.	-	-	-	-	-	-	-	-
3.	-	-	-	-	-	-	-	-
4.	-	-	-	-	-	-	-	-
	-	-	-	17,611,825.34	35,223,650.69	14,072,462.03	-128,717,772.70	-61,809,834.64





-	-
-	-

23,650.69	-
072,462.03	-

3.

-



2 2016

	1,545,245,866.00	4,289,376,711.69	302,007,445.07	92,263,972.99	196,506,038.34	95,258,601.57	1,133,482,546.51	7,654,141,182.17
	1,545,245,866.00	4,289,376,711.69	302,007,445.07	92,263,972.99	196,506,038.34	95,258,601.57	1,133,482,546.51	7,654,141,182.17
-	1,545,245,866.00	-1,545,245,866.00	-394,660,770.01	25,761,878.44	51,523,756.89	31,019,520.28	360,575,037.20	74,219,422.80
			-394,660,770.01				515,237,568.79	120,576,798.78
1.								
2.								
3.								
4.								
				25,761,878.44	51,523,756.89	31,019,520.28	-154,662,531.59	-46,357,375.98
1.					51,523,756.89		-51,523,756.89	

2.						31,019,520.28	-31,019,520.28	
3.				25,761,878.44			-25,761,878.44	
4.							-46,357,375.98	-46,357,375.98
5.								
	1,545,245,866.00	-1,545,245,866.00						
1.	1,545,245,866.00	-1,545,245,866.00						
2.								
3.								
4.								
	3,090,491,732.00	2,744,130,845.69	-92,653,324.94	118,025,851.43	248,029,795.23	126,278,121.85	1,494,057,583.71	7,728,360,604.97

3 2015

	1,214,667,354.00	1,453,235,806.00	45,970,781.97	69,566,412.06	151,110,916.47	51,704,899.74	827,617,733.07	3,813,873,903.31

5.								
1.								
2.								
3.								
4.								
	1,545,245,866.00	4,289,376,711.69	302,007,445.07	92,263,972.99	196,506,038.34	95,258,601.57	1,133,482,546.51	7,654,141,182.17

	2017	2016	2015
1	-0.28	-	-2.68
2	-	-	-
3	11.00	103.00	55.00
4	-	-	-
5	-	-	-
6	-	-	-
7	-	-	-
8	-	-	-
9	-	-	-
10	-	-	-
11	-	-	-
12	-	-	-
13	-	-	-

14

-2,049.56

	2017	2016	2015
17	-	-	-

18

		2017 12 31 / 2017	2016 12 31 /2016	2015 12 31 / 2015
		0.1140	0.1667	0.1827
		0.1182	0.1357	0.0466
		0.1182	0.1357	0.0466
	%	4.50%	6.79%	10.35%
%		4.67%	5.53%	2.64%

2016 4

2015

2015 2016

2017

2016

2016

2015

2017

2015 12
2016

2016

2017

2017

2015	2016	2017	874,385.80
950,466.69	1,019,343.10		

1	13,800.00	9,880.00	-
7	-	25,198.40	-
14	-	-	-
7	-	-	19,000.00
14	-	-	1,000.00
	13,800.00	35,078.40	20,000.00

2015

20,000.00

2016

2017

35,078.40

13,800.00

4

	2017 12 31	2016 12 31	2015 12 31
	401.10	167.83	123.91
	12,877.30	10,976.47	9,695.01
	-	-	18,292.14
	13,597.61	922.08	550.50
	64,148.23	71,208.23	-
	2,300.00	-	-
	93,324.23	83,274.60	28,661.56

	66,448.23	41,921.07	71,208.23	40,771.07	-	-
	26,668.69	7,176.93	11,859.06	3,328.33	28,661.56	2,398.01
	207.32	103.66	207.32	103.66	-	-
	93,324.23	49,201.66	83,274.60	44,203.06	28,661.56	2,398.01

	2017 12 31			
1	18,628.93	19.96%	931.45	5%
1 2	372.24	0.40%	74.45	20%
2 3	2,992.96	3.21%	1,496.48	50%
3	4,674.55	5.01%	4,674.55	100%
	26,668.68	28.58%	7,176.93	-
	2016 12 31			
1	4,075.47	4.89%	203.77	5%
1 2	3,047.44	3.66%	609.49	20%
2 3	4,442.15	5.33%	2,221.08	50%
3	293.99	0.35%	293.99	100%
	11,859.06	14.24%	3,328.33	-
	2015 12 31			
1	23,858.25	83.24%	1,192.91	5%
1 2	4,490.99	15.67%	898.20	20%
2 3	10.83	0.04%	5.41	50%
3	301.49	1.05%	301.49	100%
	28,661.56	100.00%	2,398.01	-

2017

	51,797.82	31,065.87	59.98%	
	14,650.41	10,855.21	74.09%	

2017

2016

63,787.72

2017

34,255.53

8

	2017 12 31	2016 12 31	2015 12 31
	-	-	172,857.70
	219,782.66	97,221.21	29,684.06
	-	-	40,771.07
	-	-	-
	-	-	132,086.63
	219,782.66	97,221.21	29,684.06
	219,782.66	97,221.21	161,770.69

1%

2016

97,221.21

2017

219,782.66

9

	2017 12 31	2016 12 31	2015 12 31
	270.64	-	-
	-	-	-
	270.64	-	-
	270.64	-	-

2017

270.64

2017

		136.50	39%	-3.74	132.76
		170.00	34%	-32.12	137.88

10

	2017 12 31	2016 12 31	2015 12 31
	9,464.58	9,464.58	9,464.58
	239.32	167.11	167.11
	886.45	808.62	759.79
	551.24	539.49	254.84
	11,141.59	10,979.80	10,646.33
	2,512.68	2,205.76	1,904.01
	152.45	133.95	124.03
	639.53	462.18	273.78
	278.03	180.68	118.57



	-	-	9.42
	34,642.93	22,898.28	17,837.64

2016 22,898.28
5,060.64 28.37%

2017 34,642.93
11,744.65 51.29%

13
2015 2016 2017
1,470.88 10,450.29 9,959.80

2016

2015 2016 2017 108,971.68
177,630.63 151,708.23

	2017 12 31	2016 12 31	2015 12 31
	-	21,400.00	30,000.00
	32,662.27	33,338.37	27,893.87
	10,754.68	14,235.98	21,271.44
	216.67	173.96	61.32
	106.59	106.59	106.59
	6,699.06	8,392.63	6,423.44
	100,000.00	99,900.00	13,000.00
	150,439.26	177,547.53	98,756.66
	505.03	83.09	164.48
	763.93	-	10,050.54
	1,268.97	83.09	10,215.02

	2017 12 31	2016 12 31	2015 12 31
	151,708.23	177,630.63	108,971.68

1

2015 30,000

2016 21,400 2015 8,600

8,600 2017

2

	2017 12 31	2016 12 31	2015 12 31
	-	-	1,267.58
	1,668.08	1,203.73	-
	125.52	87.87	88.73
	53.79	37.66	38.03
	8,359.04	12,591.83	19,707.27

	2017	2016	2015
	115,059.84	101,357.21	115,097.24

90%

1

	2017	2016	2015
	10,241.16	17,461.94	20,415.58
	582.36	2,427.79	682.00
	642.29	919.17	909.49
	11,465.81	20,808.90	22,007.07
	9,899.79	3,589.39	4,912.16
	1,566.02	17,219.51	17,094.91

2017

2016 2017

2

	2017	2016	2015
	99,041.64	57,035.89	45,649.32
	26,456.02	35,955.91	17,507.63
	62,836.16	20,185.89	27,181.13
	9,749.46	894.09	960.56
	5,117.49	717.81	545.72
	93,924.15	56,318.08	45,103.61

2015 2017

47.30%

3

	2017	2016	2015
	329.87	942.37	746.56
	-1,474.49	1,589.74	356.64
	1,993.77	5,900.42	5,876.90
	12,523.53	7,734.04	463.26
	-2,049.56	12,665.39	45,056.86
	2,196.25	524.25	-
	-35.86	-	-
	13,483.51	29,356.21	52,500.22

2015

2015

	2017		2016		2015	
	1,107.89	1.60%	2,973.72	9.04%	6,936.60	12.77%
	29,397.82	42.54%	28,729.17	87.32%	30,644.61	56.41%
	38,104.13	55.14%	1,033.97	3.14%	16,536.77	30.44%
	490.49	0.71%	164.73	0.50%	208.82	0.38%
	69,100.33	100.00%	32,901.59	100.00%	54,326.80	100.00%

2015

2016

2017

56.41% 87.32% 42.54%

30.44% 3.14% 55.14%

1

2015

16,536.77

14,402.36

14,402.36

35%

50%

7,289.78

15% 1,093.47
35% 50% 52,541.96
15% 7,881.29
25% 50% 21,710.41 25%
5,427.60
2013 2,300
2015
2,300.00 35% 50%
2,300.00 15% 345.00

	2017 12 31	2016 12 31	2015 12 31
	2,300.00	1,150.00	2,300.00
	6,589.20	3,644.89	6,589.20
	42,908.62	26,270.98	42,908.62
	14,650.41	10,855.21	21,710.41

2015

700.58

700.58

2015

533.87

533.87

2016

101.97

8,997.50

9,099.47

2012 6

1,010

2014

20,700.41

2017

2014

13

12.68

13,198

7,060

7,060

/

2017

38,104.13

34,255.53

2

	2015	2016
2017	74.75%	78.67%
75.18%		

	2017	2016	2015
	-	-	30,000.00
	-21,400.00	-8,600.00	-
	-9,596.80	28,792.94	-46,133.87
	117,381.57	80,892.57	68,172.86
	21,278.40	-15,078.40	16,220.00
	3,946.22	10,012.40	5,121.7
	111,609.39	96,019.52	73,380.69
	-72,300.00	17,000.00	-15,000.00
	6,070.91	1,095.06	982.10
	22,556.29	17,142.04	13,328.49
	29,392.68	32,251.42	21,663.28

	2017	2016	2015
	21,626.92	12,741.88	16,775.66
	7,346.80	80,230.39	37,749.53
	104,262.59	15,789.12	35,631.17
	244,872.35	310,419.81	185,977.30
	5,337.40	1,827.84	6,340.16
	0.48	-	24.26
	250,210.23	312,247.65	192,341.71
	373,784.03	556,274.67	377,371.84
	606.52	856.21	533.82
	374,390.55	557,130.88	377,905.66
	-124,180.32	-244,883.23	-185,563.95
	-	-	316,800.00
	250,000.00	274,700.00	80,000.00
	250,000.00	274,700.00	396,800.00
	15,865.14	4,635.74	3,644.00
	249,900.00	190,810.24	71,588.68
	265,765.14	195,445.98	75,232.68
	-15,765.14	79,254.02	321,567.31
	-	-	-
	-35,682.87	-149,840.09	171,634.53
	67,529.66	217,369.74	45,735.21

	2017	2016	2015
	31,846.78	67,529.66	217,369.74

	2017	2016	2015
	-	-	30,000.00
	-21,400.00	-8,600.00	-
	-9,596.80	28,792.94	-46,133.87
	117,381.57	80,892.57	68,172.86
	21,278.40	-15,078.40	16,220.00
	3,946.22	10,012.40	5,121.7
	111,609.39	96,019.52	73,380.69

2015

1 7 14

16,220.00

2015

30,000.00

2016

2017

1 7

21,278.40

	2017	2016	2015
	-72,300.00	17,000.00	-15,000.00
	6,070.91	1,095.06	982.10
	22,556.29	17,142.04	13,328.49
	29,392.68	32,251.42	21,663.28
	21,626.92	12,741.88	16,775.66
	7,346.80	80,230.39	37,749.53

2016

2017

	2017	2016	2015
	244,872.35	310,419.81	185,977.30
	5,337.40	1,827.84	6,340.16
	0.48	-	24.26
	250,210.23	312,247.65	192,341.71

	2017	2016	2015
	373,784.03	556,274.67	377,371.84
	606.52	856.21	533.82
	374,390.55	557,130.88	377,905.66

	2017	2016	2015
	-	-	316,800.00
	250,000.00	274,700.00	80,000.00
	250,000.00	274,700.00	396,800.00
	15,865.14	4,635.74	3,644.00
	249,900.00	190,810.24	71,588.68
	265,765.14	195,445.98	75,232.68

2015

316,800

2015

80,000

2016

2017

2015 -2017

71,515.63

190,755.24

249,900.00

		2017 12 31	2016 12 31	2015 12 31
		63.98	57.23	63.51
/		168.49%	229.56%	332.58%
/		80.67%	74.05%	82.97%

/

/



100%

40%



1

2

